

ATLAS 900

Highly efficient LED floodlight designed specifically for high mast and large area lighting.

Electronic, LED control gear driving 216 LEDs at 1.55A with asymmetrical distribution.

Body: recyclable, extruded aluminium and powder-coated stainless steel.

Optic Enclosure: PMMA Weather-proof lenses and anti-reflective tempered glass screen.



Technical data

Performance	
Luminaire Output	Up to 120.000lm
Power Absorption	990 W
Lumen Maintenance [L80 B10]	119.000h
Lumen Maintenance [L70 B50]	190.000h

Optoelectronics	
CRI	70 - 80 - 90
Colour Temperature	<ul style="list-style-type: none">• 3000K Warm White• 4000K Neutral White• 5000K Pure White• 5700K Cool White
Secondary Optics	Weather proof, Anti-yellowing PMMA refraction matrix
Protective Screen	4mm Tempered Glass
No of LEDs	216

Luminaire Body	
Chassis and Bracket	Stainless Steel
Metal Finish	Powder Coating
Heatsinks	Anodized Extruded Aluminium (Copper Content <0.1%) Yoke Bracket (Central Bolt 1-¼") / Tenon Bracket (Clamping 2in Pipe) Mount
Bracket	
Weight	93 lb
Dimensions (L-W-H)	24.9L x 15.5W x 11.4H in
Protection Level	IP67 - UL1598 Suitable for Wet Locations
Impact Resistance	IK10
Windage EPA	3.02 sq ft

Electronics

Voltage input	277-480 VAC 50-60Hz
Active Power F.C.	0.95
Surge Protection	20kA, ANSI C136.2-2015 : Extreme Level
Insulation class	IEC Class I
Short Circuit Protection	Auto-recovery
Over Heat Protection	Drops output current

Operation Conditions

Working temperature	-40°F up to +130°F
Humidity Range	0% - 98%

Normative reference

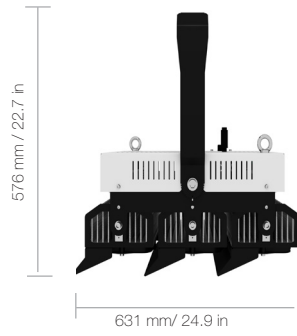

UL1598 / CSA C22.2 No. 250.0-08 – Luminaires
UL8750 – Standard for Light Emitting Diode (LED) Equipment for Use in Lighting Products
CFR part 15 class B – EMI
ANSI C136.25-2013 – American National Standard for Roadway and Area Lighting Equipment - Ingress Protection (Resistance to Dust, Solid Objects, and Moisture) for Luminaire Enclosures
IEC 60068-2-52:1996 Environmental Test – Part 2: Tests - Test Kb - Salt mist cyclic (sodium chloride solutions)
ANSI/IEEE C62.41.2 – 2002 IEEE Recommended Practice on characterization of Surge Voltages in Low Voltage AC Power Circuits
CSA C22.2 No. 250.13-17 - LED Equipment for Use in Lighting Applications



Midstream Lighting Ltd, 1 Chesham Street, London SW1X 8ND UK
Tel +44 207 584 8310 Email info@midstreamlighting.com
www.midstreamlighting.com

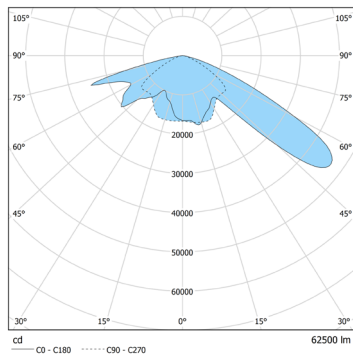


Dimensions

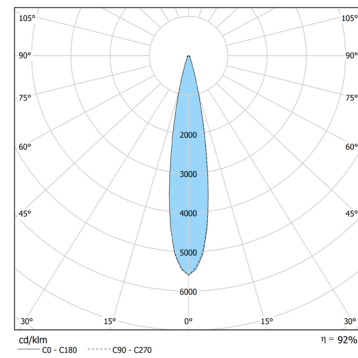


Photometrics

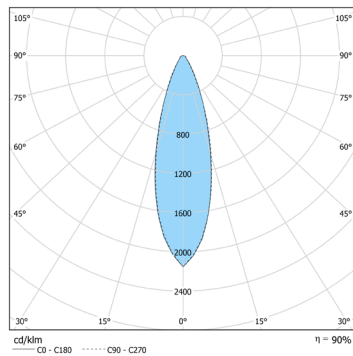
FH



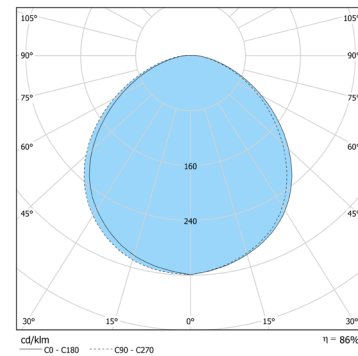
S1



S3



S5



Ordering codes

Product Family	Power	Optic	CCT	CRI	Voltage Input	Control System	Body Material	Bracket	Optional	Visor
A (Atlas)	09	FH	A (5000k)	70	US (227-480 VAC)	10 (0-10v)	T (AISI 3CR12 Stainless Steel)	C (Angled Bracket)	00	Sx (Visor for S Optics)
		S1	B (4000k)	80		DA (DALI)	M (AISI 316 Stainless Steel)	T (Straight Bracket)		Fx (Visor for F Optics)
		S2	C (3000K)	90		CW (Synapse Wireless)		P (Pole Clamping)		00 (No Visor)
		S3	D (5700k)							
		S4								
		S5								

Example: A09S1A70US10TC0000



Midstream Lighting Ltd, 1 Chesham Street, London SW1X 8ND UK
 Tel +44 207 584 8310 Email info@midstreamlighting.com
 www.midstreamlighting.com