

# DOCKER 300

Heavy Duty LED floodlight designed to replace HID lighting in applications requiring high performance and high durability.

Electronic: LED control gear driving 72 LEDs at 1.4A with symmetrical and Asymmetrical distributions. IP66, Class I protection with 6 kV Surge Protection.

Body: recyclable, extruded aluminium and powder - coated AISI 316 stainless steel.

Optic Enclosure: PMMA Weather-proof lenses.



## Technical data

Performance	
Luminaire Output	Up to 35.000 lm
Power Absorption	300 W
Lumen Maintenance [L80 B10]	119.000h
Lumen Maintenance [L70 B50]	190.000h
Optoelectronics	
CRI	70 - 80 - 90
Colour Temperature	<ul style="list-style-type: none"> <li>• 3000K Warm White</li> <li>• 4000K Neutral White</li> <li>• 5000K Pure White</li> <li>• 5700K Cool White</li> </ul>
Secondary Optics	Weather proof, Anti-yellowing PMMA refraction matrix
No of LEDs	72
Luminaire Body	
Chassis and Bracket	AISI 316 Stainless Steel
Metal Finish	Powder Coating
Heatsinks	Anodized Extruded Aluminium (Copper Content <0.1%)
Bracket	Customisable AISI 316
Weight	11.5 kg
Dimensions (L-W-H)	201L x 418W x 196H
Protection Level	IP67
Impact Resistance	IK09
Vibrations Resistance	
ANSI C136.31-2010	Up to 6G for 100.000 cycles
Corrosion Resistance	
UL 1598A:2000	Salt Spray ASTM B117 for 1000 hours with 5% salinity
Electronics	
Voltage input	100 - 305 VAC 50-60Hz
Active Power F.C.	0.97

Surge Protection	10kV line-earth, 6kV line-line
Insulation class	IEC Class I
Short Circuit Protection	Auto-recovery
Over Heat Protection	Drops output current
Operation Conditions	
Working temperature	-40°C / + 50°C
Humidity Range	0% - 94%

## Normative reference

EN 60598-1: 2015 - Luminaires - Part 1: General requirements and tests  
 EN 60598-2-5: 2015 Luminaires - Part 2-5: Particular requirements - Floodlights  
 EN 62031: 2008 + A2:2015 - LED modules for general lighting - Safety specifications  
 EN 60598-2-3: 2003 + A1: 2011 - Luminaires - Part 2-3: Particular requirements - Luminaires for road and street lighting  
 EN 62493: 2015 Assessment of lighting equipment related to human exposure to electromagnetic fields  
 EN 60529: 1992 + A2: 2013 - Degrees of protection provided by enclosures (IP Code)  
 IEC 60068-2-52: 1996 Environmental test - Part 2: Tests - Test Kb - Salt mist cyclic (sodium chloride solutions)  
 EN 55015: 2013 + A1: 2015 - Limits and methods of measurement of radio disturbance characteristics of electrical lighting and similar equipment  
 EN 61547: 2009 - Equipment for general lighting purposes - EMC immunity requirements  
 EN 61000-3-2: 2014 - Electromagnetic compatibility (EMC) - Part 3-2: Limits - Limits for harmonic current emissions (equipment input current ≤ 16 A per phase)  
 EN 61000-3-3: 2013 - Electromagnetic compatibility (EMC) - Part 3-3: Limits - Limitation of voltage changes, voltage fluctuations and flicker in public low-voltage supply systems, for equipment with rated current ≤ 16 A per phase and not subject to conditional connection  
 EN 61643-11: 2012 - Low-voltage surge protective devices. Part 11: Surge protective devices connected to low-voltage power systems - Requirements and test methods  
 IEEE C62.41.2-2002 - Recommended practice on characterization of surges in low-voltage AC power  
 EN 61547: 2009 - Equipment for general lighting purposes - EMC immunity requirements  
 EN 61000-3-2: 2014 - Electromagnetic compatibility (EMC) - Part 3-2: Limits - Limits for harmonic current emissions (equipment input current ≤ 16 A per phase)  
 EN 61000-3-3: 2013 - Electromagnetic compatibility (EMC) - Part 3-3: Limits - Limitation of voltage changes, voltage fluctuations and flicker in public low-voltage supply systems, for equipment with rated current ≤ 16 A per phase and not subject to conditional connection  
 EN 61643-11: 2012 - Low-voltage surge protective devices. Part 11: Surge protective devices connected to low-voltage power systems - Requirements and test methods  
 IEEE C62.41.2-2002 - Recommended practice on characterization of surges in low-voltage AC power



Midstream Lighting Ltd, 1 Chesham Street, London SW1X 8ND UK  
 Tel +44 207 584 8310 Email info@midstreamlighting.com  
 www.midstreamlighting.com

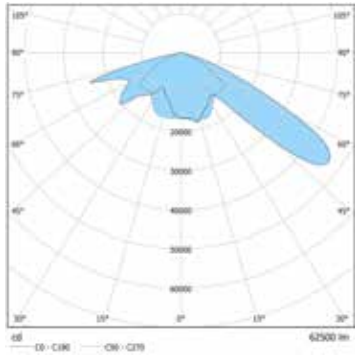


## Dimensions

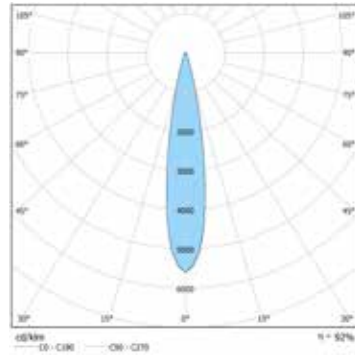


## Photometrics


### FH



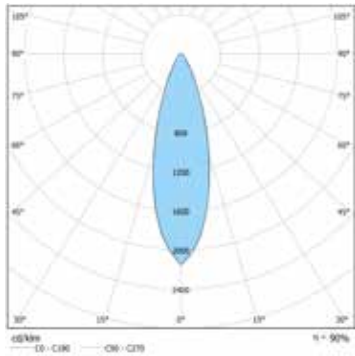
### S1



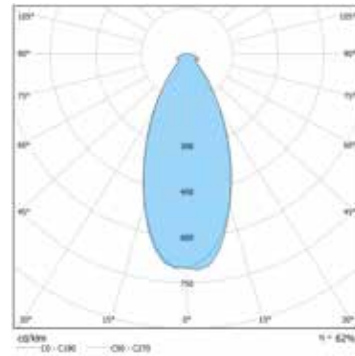
### S2



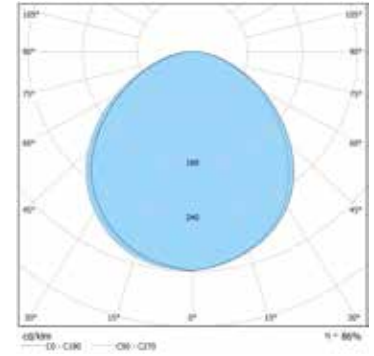
### S3



### S4



### S5



## Ordering codes

Product Family	Power	Optic	CCT	CRI	Voltage Input	Control System	Body Type	Bracket	Optional
D (Docke)	30	FH	A (5000k)	70	EU (100-277 VAC)	10 (0-10V)	M (AISI 316 SS)	A (Type A)	00
		S1	B (4000k)	80	US (277-480 VAC)	00		B (Type B)	
		S2	C (3000k)	90				S (Swaying)	
		S3	D (5700k)						
		S4							
		S5							

Example: D30FHA70EU10MA00



Midstream Lighting Ltd, 1 Chesham Street, London SW1X 8ND UK  
 Tel +44 207 584 8310 Email info@midstreamlighting.com  
 www.midstreamlighting.com