

MODUS R800

Low glare, broadcast-ready, flicker-free LED floodlight designed specifically for sport, field and large area lighting.

Remotely mounted single IP67 electronic control gear for ease of installation, driving 144 LEDs with multiple photometric distributions.

Feature rich dynamic controls and remote monitoring capability provides a highly scalable solution, for a high-end user experience in UHD and super slow motion conditions.



Technical data

Performance	
Luminaire Output	Up to 96.000 lm
Power Absorption	800W
Lumen Maintenance [L80 B10]	77.000h
Lumen Maintenance [L70 B50]	122.000h

Optoelectronics	
CRI	70 - 80 - 90
Colour Temperature	<ul style="list-style-type: none">• 5000K Pure White• 5700K Cool White
Secondary Optics	Weather proof, Anti-yellowing PMMA refraction matrix
No of LEDs	144

Luminaire Body	
Chassis and Bracket	Stainless Steel
Metal Finish	Powder Coating
Heatsinks	Anodized Extruded Aluminium (Copper Content <0.1%)
Bracket	Angled Reversible bracket, M20 or 2 x M16 Fixing points
Weight	19.5 kg
Dimensions (L-W-H)	416L x 389W x 236H
Protection Level	IP67
Impact Resistance	IK09
Windage EPA	0.208 m ²

Driver Unit	
Dimensions (L-W-H)	398mm-230mm-152mm
Weight	9Kg
Protection Level	IP67

Electronics

Voltage input	200-480 VAC 50-60Hz
Active Power F.C.	0.97
Surge Protection	10kV line-earth, 6kV line-line
Insulation class	IEC Class I
Short Circuit Protection	Auto-recovery
Over Heat Protection	Drops output current

Operation Conditions

Working temperature	-40°C / +50°C
Humidity Range	0% - 94%

Normative reference

EN 60598-1:2008 + A11: 2009 - Luminaires - Part 1: General requirements and tests

EN 60598-2-5:2003 - Luminaires - Part 2-5: Particular requirements - Floodlights

EN 62031:2008 + A1: 2013 - LED modules for general lighting - Safety specifications

EN 62493-2010 - Assessment of lighting equipment related to human exposure to electromagnetic fields

EN 60529:1991 + A1:2000 + A2:2013 - Degrees of protection provided by enclosures (IP Code) IEC 60068-2-52 - Environmental test: Salt mist test

EN 55015: 2003 - Limits and methods of measurement of radio disturbance characteristics of electrical lighting and similar equipment

EN 61547: 2009 - Equipment for general lighting purposes - EMC immunity requirements

EN 61000-3-2: 2006 + A1: 2009 + A2: 2009 - Electromagnetic compatibility (EMC) -- Part 3-2: Limits - Limits for harmonic current emissions (equipment input current ≤ 16 A per phase)

EN 61000-3-3: 20013 - Electromagnetic compatibility (EMC) -- Part 3-3: Limits - Limitation of voltage changes, voltage fluctuations and flicker in public low-voltage supply systems, for equipment with rated current ≤ 16 A per phase and not subject to conditional connection.

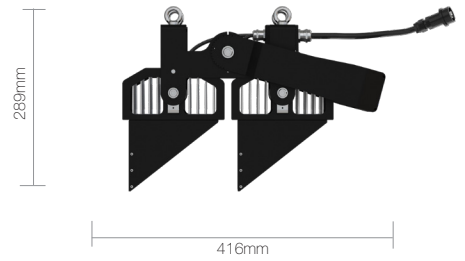



Midstream Lighting Ltd, 1 Chesham Street, London SW1X 8ND UK
Tel +44 207 584 8310 Email info@midstreamlighting.com
www.midstreamlighting.com



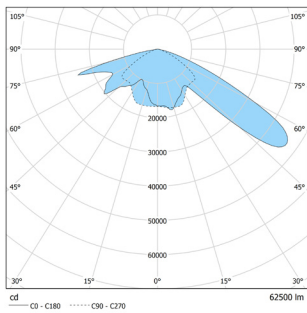
Dimensions

MODUS R800

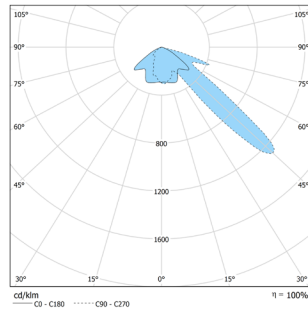


Photometrics

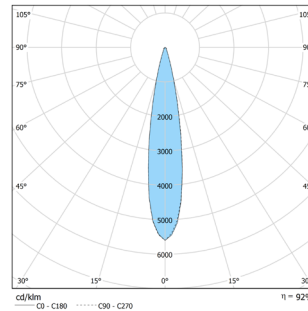
FH High asymmetry



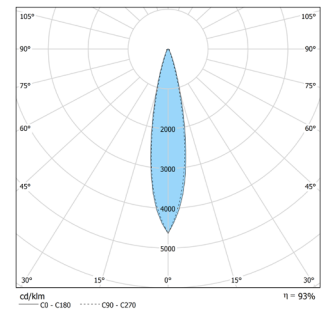
FV Low asymmetry



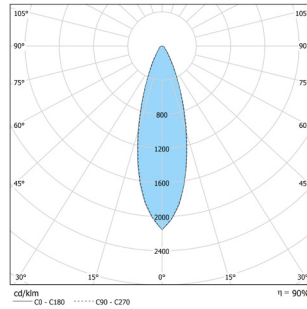
S1 (15° Symmetrical)



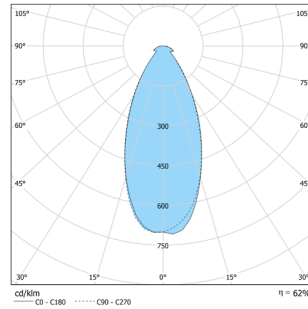
S2 (20° Symmetrical)



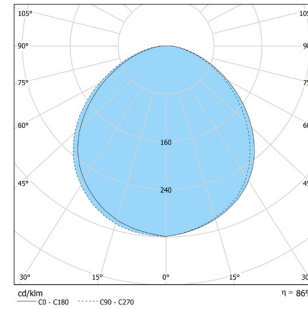
S3 (30° Symmetrical)



S4 (40° Symmetrical)



S5 (50° Symmetrical)



Ordering codes

Product Family	Power	Optic	CCT	CRI	Voltage Input	Control System	Visor
MR	08	FH	A (5000k)	70	EU (200-480 VAC)	10 (0-10v)	Sx (Visor for S Optics)
		FV	B (4000k)	80		DA (DALI)	Fx (Visor for F Optics)
		S1	C (3000K)	90		DX (DMX)	00 (No Visor)
		S2	D (5700k)				
		S3					
		S4					
		S5					

Example: MR08FHA70EU10Sx



Midstream Lighting Ltd, 1 Chesham Street, London SW1X 8ND UK
 Tel +44 207 584 8310 Email info@midstreamlighting.com
 www.midstreamlighting.com

